



Portable Beverage Bars

Stylish & Durable CamBars®

CAMBRO
TRUSTED FOR GENERATIONS™

www.cambro.com



Get your party started and uncork your profitability!

From the beginning of your event to the bottom line of your income statement, CamBars® will be the life of the party! Cambro's full line of stylish, portable beverage bars provide opportunities for hosting in any environment — inside or out, small or large, formal or casual — to help you maximize one of the most profitable components of your business: beverage service.

Everything your bartender needs — including the sink.

Your operator will feel right at home with everything needed for convenient, efficient beverage service, from the speed rail and 80-pound capacity ice sink on all models to the pre- and post-mix options on larger models.

Pool side, banquet hall, hotel lobby, patio, beach side. . .

Any location is the perfect party location: just roll out the CamBar!

- Four swivel casters, 5" (12,7 cm) on small models and 6" (15,24 cm) on large models, allow for smooth transport across carpet, cement or grass.
- Made of durable polyethylene with a polyurethane foam core, CamBars are impact-resistant, waterproof and easy to clean.
- The reinforced aluminum chassis on the BAR730 and the BAR650 and the seamless construction of the BAR540 add structural strength.
- CamBars won't dent, crack, rust, chip or break—ensuring years of beauty and reliable service.

THREE SIZES

LARGE MODEL
BAR730



MID-SIZE MODEL
BAR650



SMALL MODEL
BAR540



THREE SYSTEMS

Complete System

- Completely Factory Equipped for Post or Pre-Mix Soda Service
- Standard or Designer Decor
- Available in BAR650 and BAR730

Basic System

- Partially Equipped for Post or Pre-Mix Soda Service
- Operator Completes Installation
- Standard or Designer Decor
- Available in BAR650 and BAR730

Economy System

- For Bottle, Can or Mixer Service
- Includes Ice Bin & Speed Rail
- Standard or Designer Decor
- Available in All Three Sizes

FIVE STYLES



BAR650 shown in Standard Decor



BAR650 shown in Chicago Designer Decor Package



BAR650 shown in Manhattan Designer Decor Package



BAR730 shown in Carmel Designer Decor Package



BAR730 shown in Sedona Designer Decor Package

BAR730

LARGE MODEL

BAR730 is a proven high-volume performer, perfect for banquet halls, pool side, golf courses, and cocktail events.

BAR730 pours on a double-shot of style with a variety of designer decor options to create a more dramatic, upscale ambience in traditional or contemporary environments.



BAR730DS Shown in
Designer Decor Chicago (770).

ECONOMY SYSTEM BAR730

For bottle, can or mixer service.

BASIC SYSTEM BAR730

Partially equipped for soda service.
Requires customer installation of pre-mix or post-mix soda gun system.

COMPLETE SYSTEM BAR730

Post-mix system for 5-gallon (18,9 L) bag-in-box syrups.
Holds up to 6 syrup boxes and 1 CO₂ tank.

COMPLETE SYSTEM BAR730

Pre-mix system for 5-gallon (18,9 L) soda canisters.
Holds up to 7 canisters and 1 CO₂ tank.

ALL BAR DIMENSIONS

BAR730, BAR730CP, BAR730DX, BAR730PM, BAR730PMT, BAR730PMT220:

L 72¾" x W 26" x H 48"
(L 184,8 x W 66,1 x H 122 cm)

BAR730DS, BAR730DSCP, BAR730DSDX, BAR730DSPM, BAR730DSPMT, BAR730DSPMT2:

L 77½" x W 28½" x H 47½"
(L 197,2 x W 72,4 x H 120,7 cm)



BAR730DS
(shown with four optional wire racks)



BAR730DSPMT



BAR730DX

STANDARD DECOR EQUIPMENT DESIGNER DECOR EQUIPMENT	ECONOMY SYSTEM	BASIC SYSTEM	COMPLETE SYSTEM POST-MIX (Bag in Box)			COMPLETE SYSTEM PRE-MIX (Canisters)
	BAR730 BAR730DS	BAR730CP BAR730DSCP	BAR730PM BAR730DSPM	BAR730PMT BAR730DSPMT	BAR730PMT220 BAR730DSPMT2	BAR730DX BAR730SDX
Unit Weight (Standard Decor) lb. / kg	198 / 89,9	291 / 132	335 / 152	346 / 156,9	346 / 156,9	293 / 133
Unit Weight (Designer Decor) lb. / kg	245 / 112	321 / 145,7	388 / 176	398 / 180,6	398 / 180,6	332 / 151
Volt			110V	110V	220V	
Bag In Box Syrup Pumps			6	6	6	
Bag In Box Rack (Holds 3 Boxes)			2	2	2	
Carbonator			YES	YES	YES	
CO ₂ Regulator			YES	YES	YES	YES
CO ₂ Clamp & Chain		YES	YES	YES	YES	YES
Ice Sink – 8 Circuit Cold Plate		YES	YES	YES	YES	YES
Ice Sink and Cover	YES	YES	YES	YES	YES	YES
Retainer Strap	2	2	2	2	2	2
Soda Gun (5, 6 or 8 buttons)			8	8	8	6
Speed Rail (5 or 7 bottle)	7	7	7	7	7	7
Water Pump				YES	YES	
Water Tank				YES	YES	
Water Line Hook Up (city source)			YES			
Waste Water Bin	YES	YES	YES	YES	YES	YES
Vinyl Cover	YES	YES	YES	YES	YES	YES

Casters: All BAR730 Models - Four 6" (15,24 cm) swivel, two with brake.

NSF BAR730, BAR730CP, BAR730DX all Standard Decor Colors.

STANDARD DECOR COLORS



BAR730 SPEED RAIL COLORS

Black (110), Dark Brown (131), Granite Gray (191).



BAR730 Speed Rail (730SR) is NSF Listed in all colors listed.

DESIGNER DECOR COLORS



Chicago (770)
Black Base, Coal Counter top with smooth Brushed Pewter Panels



Manhattan (667)
Black Base, Coal Counter top with Brushed Pewter Panels



Carmel (669)
Black Base, Coal Counter top with Dark Burlwood Panels



Sedona (668)
Granite Sand Base, Cocoa Counter top with Light Burlwood Panels

BAR650

MID-SIZE MODEL

BAR650 serves up the ultimate in versatility to create “happy hour” virtually anywhere! Designed to fit in standard elevators, BAR650 can be easily moved from suites to small events. Easy to manage for off-site catering as well, BAR650 is ideal for small to mid-size functions.



BAR650DS Shown in
Designer Decor Sedona (668).

ECONOMY SYSTEM BAR650

For bottle, can or mixer service.

BASIC SYSTEM BAR650

Partially equipped for soda service.
Requires customer installation of pre-mix or post-mix soda gun system.

COMPLETE SYSTEM BAR650

Post-mix system for 5-gallon (18,9 L) bag-in-box syrups.
Holds up to 3 syrup boxes and 1 CO₂ tank.

COMPLETE SYSTEM BAR650

Pre-mix system for 5-gallon (18,9 L) soda canisters.
Holds up to 5 canisters and 1 CO₂ tank.

ALL BAR DIMENSIONS

BAR650, BAR650CP, BAR650DX, BAR650PM, BAR650PMT, BAR650PMT220 BAR650DS, BAR650DSCP, BAR650SDX, BAR650DSPM, BAR650DSPMT, BAR650DSPMT2:

L 67½" x W 28½" x H 47½"
(L 171,5 x W 72,4 x H 120,7 cm)



BAR650DS
(shown with two optional wire racks)



BAR650DSPMT
(Shown with water tank and bag-in-box rack.)



BAR650SDX

STANDARD DECOR EQUIPMENT DESIGNER DECOR EQUIPMENT	ECONOMY SYSTEM	BASIC SYSTEM	COMPLETE SYSTEM POST-MIX (Bag in Box)			COMPLETE SYSTEM PRE-MIX (Canisters)
	BAR650 BAR650DS	BAR650CP BAR650DSCP	BAR650PM BAR650DSPM	BAR650PMT BAR650DSPMT	BAR650PMT220 BAR650DSPMT2	BAR650DX BAR650SDX
Unit Weight (Standard Decor) lb. / kg	173 / 78,5	285 / 129,3	302 / 137	312 / 141,6	312 / 141,6	265 / 120,2
Unit Weight (Designer Decor) lb. / kg	220 / 99,8	303 / 137,4	349 / 158,3	359 / 162,9	359 / 162,9	312 / 141,5
Volt			110V	110V	220V	
Bag In Box Syrup Pumps			3	3	3	
Bag In Box Rack (Holds 3 Boxes)			1	1	1	
Carbonator			YES	YES	YES	
CO ₂ Regulator			YES	YES	YES	YES
CO ₂ Clamp & Chain		YES	YES	YES	YES	YES
Ice Sink – 8 Circuit Cold Plate		YES	YES	YES	YES	YES
Ice Sink and Cover	YES	YES	YES	YES	YES	YES
Retainer Strap	1	1	1	1	1	1
Soda Gun (5, 6 or 8 buttons)			5	5	5	5
Speed Rail (5 or 7 bottle)	7	7	7	7	7	7
Water Pump				YES	YES	
Water Tank				YES	YES	
Water Line Hook Up (city source)			YES			
Waste Water Bin	YES	YES	YES	YES	YES	YES
Vinyl Cover	YES	YES	YES	YES	YES	YES

Casters: All BAR650 Models - Four 6" (15,24 cm) swivel, two with brake.

STANDARD DECOR COLORS



BAR650 SPEED RAIL COLORS

Black (110), Dark Brown (131), Granite Gray (191).



BAR650 Speed Rail (730SR) is NSF Listed in all colors listed.

DESIGNER DECOR COLORS



Chicago (770)
Black Base, Coal Counter top with smooth Brushed Pewter Panels



Manhattan (667)
Black Base, Coal Counter top with Brushed Pewter Panels



Carmel (669)
Black Base, Coal Counter top with Dark Burlwood Panels



Sedona (668)
Granite Sand Base, Cocoa Counter top with Light Burlwood Panels

BAR540 SMALL MODEL

BAR540 provides an all-purpose beverage station wherever your events may take you.

Offering a professional presence to the customer with an efficient serving area for the operator, BAR540 is the best choice for off site catering and events with limited space.



BAR540 Shown in Designer Decor Granite Gray Base with Coal Counter (100) Special Request.

ECONOMY SYSTEM BAR540

For bottle, can, or mixer service



BAR540DS Shown in Coal Counter with Black Base (670)

ALL BAR DIMENSIONS

BAR540, BAR540DS:

L 54" x **W** 25 $\frac{7}{8}$ " x **H** 46 $\frac{7}{8}$ "

(L 137,2 x W 65,7 x H 117,2 cm)

STANDARD DECOR EQUIPMENT	ECONOMY SYSTEM BAR540
DESIGNER DECOR EQUIPMENT	BAR540DS
Unit Weight (Standard Decor) lb. / kg	116.5 / 52,8
Unit Weight (Designer Decor) lb. / kg	123 / 55,8
Ice Sink and Cover	Sink Only
Speed Rail (5 or 7 bottle)	5
Vinyl Cover	YES

Casters: All BAR540 Models - Four 5" (12,7 cm) swivel, two with brake.



BAR540DS shown in Slate Grey Counter with Granite Gray Base (671)

STANDARD DECOR COLORS




110

Black



157

Coffee Beige



401

Slate Blue



191

Granite Gray



194

Granite Sand



131

Dark Brown



180


Gray

DESIGNER DECOR COLORS




670

Coal Counter with Black Base



671

Slate Gray Counter with Granite Gray Base



672

Cocoa Counter with Granite Sand Base

BAR540 SPEED RAIL COLORS

Black (110), Dark Brown (131), Coffee Beige (157), Gray (180), Granite Gray (191), Granite Sand (194), Slate Blue (401).

STATE-OF-THE-ART SODA GUNS

BAR730



POST-MIX 8-BUTTON

BAR650



POST-MIX 5-BUTTON



PRE-MIX 6-BUTTON



PRE-MIX 5-BUTTON

BAR650 and BAR730 are available for pre-mix or post-mix service. State-of-the-art Soda Guns serve the perfect beverages.

- Fast, low-foaming delivery.
- Top mounted buttons are well-spaced and large.
- Two year warranty from Wunder-Bar.®
- Gun holster is provided with overflow drain.

Inquiries about parts and service for the Wunder-Bar Pre-Mix Soda Gun will be directed to Wunder-Bar or their professional service agencies. Inquiries about Post-Mix equipment will be directed to Robinson Kirschbaum. For additional information please call Cambro Customer Service at (800) 833-3003.



Excellent functionality speeds service.

EXCLUSIVE COLD PLATE



Standard equipment on PM, PMT, PMT2, DX and CP.
Cold Plate U.S. patent 5,743,602.

Exclusive Cold Plate

- Sealed in to form the bottom of the ice sink.
- Patented “roof top” design. Melted ice water runs off the cold plate into the water channel built into the bottom of the ice sink. Water then drains into the waste water bin.
- Maximizes exposure to the ice keeping liquids dispensed from the soda gun chilled.
- Cast aluminum construction.
- Eight circuits.

Two-part Latching Body on BAR650 and BAR730

- Two separate pieces – front comes completely off body.
- Quick access to all interior space.
- No cramped, hard-to-reach areas within the bar.
- Equipment is easy to install, fix, change and clean.
U.S. patent 5,251,790.



BAR730 front panel removal

Optional Accessories for CamBars®

CODE	DESCRIPTION	FITS	CASE LBS. (CUBE)	CASE KG (CUBE M ³)
650WS	Wire shelf	BAR650	5.5 (1.23)	2,5 (0,03)
730WS	Wire shelf	BAR730	5.1 (1.49)	2,3 (0,04)
730SR	7 Bottle Speed Rail	BAR650/BAR730	5.25 (1.33)	2,4 (0,04)
BAR54SR	5 Bottle Speed Rail	BAR540	5.5 (1.33)	2,5 (0,04)
730BIBR	Bag in Box Racks (2)	BAR730	19.2 (7.49)	8,7 (2,07)
650BIBR	Bag in Box Rack (1)	BAR650	10.5 (5.4)	4,8 (1,4)

Case Pack: 1 730WS and 730SR are NSF listed.



Chill, Pour, Serve and Store with CAMBRO®



Ice Caddies



Camwear® Pitchers



Treadlite™ Trays



Camracks®

Aliso™ Barware



Pilsner



Martini



Beer Mug



Wine

Tumblers



Huntington®



Laguna®



Del Mar®



Newport

To find your Cambro representative or for a complete Cambro catalog, call Cambro Customer Service at 800 833 3003 or visit www.cambro.com.



Telephone 714 848 1555 Toll Free 800 854 7631 Customer Service 800 833 3003
© Cambro Manufacturing Company 5801 Skylab Road, Huntington Beach, California 92647-2056
LIT1422 Printed in USA 06/14.



0061412